

Dear Parents,

In February you received information about Lincoln's virtual day make-up. You were given a choice of how your child would complete the assignments. The choices were "lunch and learn" at school or complete the assignment "at home".

Attached you will find directions on how to complete the assignments.

Thank you,

Mrs. Rouse

Mr. Koenig

# Virtual Reading Lesson:

Standard: 1.RL.2.2

## Learning Objectives

- I can retell fairy tales in sequence, including key details.
- I can demonstrate understanding of their central message or lesson.

## List of Materials

- You tube and Brain Pop jr. directions
- Reading and Math page

## Student/Parent Directions

- Go to [www.brainpopjr.com](http://www.brainpopjr.com)
- Type: username: lincolnin password: brainpop
- Type: sequence and watch the video
- Complete the graphic organizer.

## Virtual Math Virtual Lesson:

Standard: CA.1


## Learning Objective

- I can add fluently.
- I can subtract fluently.


## Student/Parent Directions

- Go to [www.youtube.com](http://www.youtube.com)
- Type: Fact Family Lesson - Marie Collins
- Click the arrow to watch the video
- Complete the fact family problems


First




next



Then



Last



# First Grade Virtual Learning - Day Two - March 29, 2016

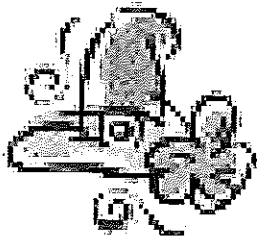
Virtual lessons for reading and math are attached.

Mrs. Rouse Availability: (812) 435-8235

- Tuesday, March 29, and Wednesday, March 30, 2016 during lunch from 10:45 - 11:30 AM.
- Tuesday, March 29, 2016 4:15-5:15 PM
- Wednesday, March 31, 2016 6-8 PM.

Mr. Koenig Availability: (812) 239-7433  
ext. 41970

- Tuesday, March 29, 2016 and Wednesday, March 30, 2016 during lunch from 10:45 - 11:30 AM.
- Tuesday, March 29, 2016 from 4:15-5:15 P.M.
- Wednesday, March 30, 2016 from 3-5:45 P.M.



Name \_\_\_\_\_

# St. Patrick's Day Fact Families



$$\underline{\quad} + \underline{\quad} = \underline{\quad}$$

$$\underline{\quad} + \underline{\quad} = \underline{\quad}$$

$$\underline{\quad} - \underline{\quad} = \underline{\quad}$$

$$\underline{\quad} - \underline{\quad} = \underline{\quad}$$

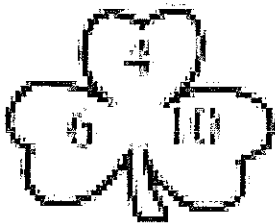


$$\underline{\quad} + \underline{\quad} = \underline{\quad}$$

$$\underline{\quad} + \underline{\quad} = \underline{\quad}$$

$$\underline{\quad} - \underline{\quad} = \underline{\quad}$$

$$\underline{\quad} - \underline{\quad} = \underline{\quad}$$



$$\underline{\quad} + \underline{\quad} = \underline{\quad}$$

$$\underline{\quad} + \underline{\quad} = \underline{\quad}$$

$$\underline{\quad} - \underline{\quad} = \underline{\quad}$$

$$\underline{\quad} - \underline{\quad} = \underline{\quad}$$



$$\underline{\quad} + \underline{\quad} = \underline{\quad}$$

$$\underline{\quad} + \underline{\quad} = \underline{\quad}$$

$$\underline{\quad} - \underline{\quad} = \underline{\quad}$$

$$\underline{\quad} - \underline{\quad} = \underline{\quad}$$